

# Public Document Pack



To: Sandy Kelman, Convener; and Peter Benton, Dave Bliss, Ken Eddie, Tara-Erin Gilchrist, Andrew Jones, Shamini Omnes, Graeme Pyper, Emily Queen and Diane Sande.

Town House,  
ABERDEEN 9 September

## **LOCAL LICENSING FORUM**

The Members of the **LOCAL LICENSING FORUM** are requested to meet in Committee Room 4 - Town House on **WEDNESDAY, 16 SEPTEMBER 2015 at 2.00 pm.**

FRASER BELL  
HEAD OF LEGAL AND DEMOCRATIC SERVICES

### **B U S I N E S S**

- 1 Minute of Meeting of 17 June 2015 (Pages 5 - 12)
- 2 Matters Arising
- 3 Minute of Joint Meeting of Licensing Board and Licensing Forum of 2 July 2015  
(Pages 13 - 20)
- 4 Membership Updates

### **INTELLIGENCE (TO INFORM THE WORKING GROUP OF THE LICENSING FORUM)**

- 5 Young People and Alcohol Related Crime
- 6 Aspirational Statement (Pages 21 - 22)

- 7 Response to the Development of a Draft Statement of Licensing Policy 2016-19 (Pages 23 - 24)
- 8 Alcohol Focus Survey on LLF Membership in Scotland (Pages 25 - 26)
- 9 Alcohol Impact on Health and Wellbeing (Pages 27 - 32)
- 10 MESAS Evaluation of Scotland's Alcohol Strategy (Pages 33 - 36)

**LICENSING OBJECTIVE 1 : PREVENTING CRIME AND DISORDER**

- 11.1 Update from Police Scotland

**LICENSING OBJECTIVE 2 : SECURING PUBLIC SAFETY**

- 11.2 Update from Licensing Standards Officer

**LICENSING OBJECTIVE 3 : PREVENTING PUBLIC NUISANCE**

- 11.3 Update from Unight Representative

**LICENSING OBJECTIVE 4 : PROTECTING AND IMPROVING PUBLIC HEALTH**

- 11.4 Update from NHS Grampian and Alcohol and Drugs Partnership

**LICENSING OBJECTIVE 5 : PROTECTING CHILDREN FROM HARM**

- 11.5 Update from Children's Services Representative

- 12 Progress Statement (Pages 37 - 40)

Website Address: [www.aberdeencity.gov.uk](http://www.aberdeencity.gov.uk)

Should you require any further information about this agenda, please contact Iain Robertson, tel. 01224 522869 or email [iairobertson@aberdeencity.gov.uk](mailto:iairobertson@aberdeencity.gov.uk)

### **Substantive Members (voting)**

<b>Holders of premises licences and personal licences</b>
Vacancy, On Sales Vacancy, Off Sales
<b>Chief Constable for the police area in which the Forum's area is situated</b>
Vacancy
<b>Persons having functions relating to health, education or social work</b>
Sandy Kelman, Aberdeen Alcohol and Drugs Partnership, <u>Convener</u>
Shamini Omnes, NHS Grampian
Peter Benton, Aberdeen Samaritans
Emily Queen, Community Safety Partnership
Andrew Jones, Education, Aberdeen City Council
Dave Bliss, Children's Services, Aberdeen City Council
<b>Young People</b>
Vacancy, Aberdeen City Youth Council
<b>Persons resident within the Forum's area</b>
Ken Eddie, Aberdeen Civic Forum
<b>Community Council Representative</b>
Graeme Pyper
<b>Licensing Standards Officer</b>
Diane Sande (or Tara-Erin Gilchrist)

### **Co-optees (non-voting)**

<b>Holders of premises licences and personal licences</b>
David McNair
William Christie
Adrian Gomes
Craig Adams
<b>Persons having functions relating to health, education or social work</b>
Gerry Bowyer, Street Pastors
Heather Wilson, NHS Grampian
<b>Persons resident within the Forum's area</b>
Piotr Teodorowski, Aberdeen Civic Forum

<b>Other</b>
Bob Westland, Door Security

**LOCAL LICENSING FORUM**  
 Wednesday 17 June 2015

Members Present:

Sandy Kelman, Convener; Ruary Campbell, Vice Convener; and Emily Queen, Community Safety Partnership; Ken Eddie, Aberdeen Civic Forum; Peter Benton, Aberdeen Samaritans; Diane Sande and Tara-Erin Gilchrist, Licensing Standards Officers; Graeme Pyper, Community Council representative; and Maggie Cruickshank, Children's Services (as substitute for Dave Bliss)

Also present:

Heather Wilson, NHS Grampian; Gillian Flett and Christine Gordon, Police Scotland; Stuart McPhee, Licensed Trade; Piotr Teodorowski, Aberdeen Civic Forum; Peter Lees, Community Safety Analyst; and Stephanie Dunsmuir, Legal and Democratic Services

Apologies:

Andrew Jones, Shamini Omnes, Chris Cromar, Iain Robertson

Item	Discussion	Action / Decisions	To be actioned by
1. Minute of Previous Meeting of 22 April 2015	(i) To note that Emily Queen had submitted apologies for the April meeting; (ii) In relation to article 5 (Reflections on Working with the Licensing Board), to note that Heather Wilson had been incorrectly referred to as 'Health' Wilson in the minute; and that the article should in fact read, "...but conceded that challenges remained in relation to the lack of evidence <i>that categorically affirmed a causal relationship between alcohol and outlet availability.</i> ", rather than "between alcohol and harm" as stated in the minute; and (iii) To otherwise approve the minute as a correct record.		
2. Matters Arising	(i) With reference to item 3(i) - 2013/14 LSO report, Tara-Erin Gilchrist informed the	Diane Sande / Tara-Erin Gilchrist to provide an update on progress to the next meeting of the	D Sande / T-E Gilchrist

Item	Discussion	Action / Decisions	To be actioned by
	<p>Forum that the implementation of Service Level Agreements was still ongoing and that the outcome of this would determine when the report would be approved;</p> <p>(ii) With reference to item 3(iii) – LSOs / Community Council Forum - Tara-Erin advised that the LSOs had been attending various Community Council meetings;</p> <p>(iii) With reference to item 3(vi) – Safer Torry Pilot, the Convener advised that the agreed presentation by Shamini Omnes would come to a future meeting of the Forum;</p> <p>(iv) With reference to item 3(vii) – Young People’s Attitude to Alcohol, the Forum noted that Chris Cromar was not in attendance and so the item would fall to a future meeting. Piotr Teodorowski advised that the Youth Council would be submitting a response to the proposal by the Scottish Government to raise the drinking age to 21; and</p> <p>(v) With reference to item 3(viii) – Links between Licensed Trade and Police Scotland, Gillian Flett advised that the appropriate contact in relation to licensing issues would be officers in the Licensing Department, but that community policing teams endeavoured to make regular visits to licensed premises.</p>	<p>Forum.</p> <p>Noted.</p> <p>Shamini Omnes to present the findings of the Safer Torry pilot study at a future meeting.</p> <p>Noted – to be discussed at the next meeting once Chris Cromar was in attendance.</p> <p>Noted.</p>	<p>S Omnes</p> <p>C Cromar</p>
3.	<p>Membership Updates</p> <p>The Clerk advised that Iain Robertson had contacted the Forum co-optees but had not</p>	<p>The Clerk to contact the co-optees again and ask if they still wished to remain on the</p>	<p>I Robertson</p>

Item	Discussion	Action / Decisions	To be actioned by
	<p>received a response. The Convener asked that he send a further email and if no response was forthcoming, that the current co-optees be removed from the Licensing Forum.</p> <p>The Forum also discussed the lack of off-sales representation on the group, and Emily Queen and Diane Sande advised that they could ask some of their contacts if they would be interested in joining the Forum.</p>	<p>Licensing Forum.</p> <p>Diane Sande/Tara-Erin Gilchrist and Emily Queen to ask their contacts in off-sales if they would be willing to attend meetings of the Forum.</p>	<p>D Sande / T-E Gilchrist</p>
<p>4. Alcohol Related Crime in the City Centre</p>	<p>Peter Lees took the Forum through a report which had been prepared in relation to the levels of offending and sobriety within the City Centre of Aberdeen and the Forum discussed the content in more detail.</p> <p>In relation to the data for victim sobriety, the Vice Convener asked if it would be possible to separate out customer data from staff data. Peter advised that this would rely on how information was recorded by Police, for example, if occupation was mentioned. Ruary noted that a lot of the sober victims were likely to be bar staff or door stewards. Peter Benton noted that in general, the number of offences was decreasing (with the exception of serious assaults), but that alcohol was still a definite factor in offences. The Convener suggested that the reduction in offences could be down to the work being done by the Police and by those working in city centre bars and clubs. Standards had increased and initiatives such as Best Bar None as well as the work carried</p>	<p>The Forum requested that the next report focus on any available information in relation to whether people under the age of 18 were the victims or perpetrators, as well as their level of sobriety. The report to the following meeting could focus on data in relation to alcohol and offences outwith the city centre.</p> <p>If possible, the Forum requested that data be measured against footfall, perhaps utilising the information collected by Aberdeen Inspired.</p>	<p>P Lees / E Queen</p>

Item	Discussion	Action / Decisions	To be actioned by
	<p>out by the Licensing Standards Officers, Street Pastors and Taxi Marshals had likely all had a positive effect. Christine Gordon highlighted the impact of early intervention and how the night-time economy was now policed.</p> <p>There was some discussion of how serious assaults were classified, and Christine explained that some relatively minor injuries would be classed as 'serious' due to how they had to be recorded. Gillian added that the definition of serious assault had been amended in 2015 and that might account for the increase in the figures. It was suggested that future reports could be grouped as 'total assaults'.</p> <p>Graeme Pyper stated that he would feed back to the City Centre Community Council that there had been a reduction in offences in the city centre. The Convener asked if the Samaritans had noted a decrease in the number of calls, and Peter Benton advised that the volume of calls had dropped over the last 10 years, but that this was likely due to more agencies working in the field. He did not feel that fewer people were using the service, and in fact considered that the numbers had probably increased.</p> <p>In terms of the Licensing Objective – Protecting Children from Harm, the Forum asked if it would be possible to identify if</p>		



Item	Discussion	Action / Decisions	To be actioned by
	<p>people below the age of 18 were the victims / perpetrators, and their sobriety status. The Forum suggested that it would also be helpful to receive data in relation to outwith the city centre. The Vice Convener asked if it was possible to measure the data against footfall, for example, by using the data collected by Aberdeen Inspired.</p> <p>The Convener reminded members that the Statement of Licensing Policy was due to be reviewed shortly and that from the data, it could be considered that the Policy was working. However, breaking down the information and using other data might indicate something different. He suggested that specific data could be considered at future LLF meetings – for example, the next meeting could focus on statistics in relation to children and young people, and the following meeting could consider data outwith the city centre.</p>		
5.	<p>Strengthening the Community Role in Licensing</p> <p>Graeme Pyper explained his role as SACRO / Team Leader and discussed a SACRO / Police pilot scheme with 8 to 18 year olds who were engaged in offending behaviour. The scheme had led to a 91% reduction in offending in the target group. He advised that SACRO would sit in on Police interviews to ensure that the young person being interviewed had a full understanding of what was happening. In the past, Graeme advised that SACRO had visited licensed premises to</p>	<p>The Forum thanked Graeme for his presentation.</p> <p>Graeme Pyper to provide any feedback from the discussion re engagement / licensing process at the Community Council Forum meeting to the next meeting of the LLF.</p>	G Pyper

Item	Discussion	Action / Decisions	To be actioned by
	<p>speak to door stewards about young people who might appear older than they actually were, and added that the discussions with door stewards had been productive, providing feedback to SACRO from their perspective. Some of the work being done was around whether in some cases it was necessary to escalate the matter to the Police – for example, SACRO could go to the venue and take the young person home, toning down the incident.</p> <p>The Forum also had before it a paper from the Glasgow Centre for Population Health – “Re-imagining the system: how communities can have a greater say on the availability of alcohol in their local area”. The Convener noted that it highlighted issues where Community Councils were finding it difficult to engage in the licensing process. Graeme advised that this would be a topic for discussion at the next Community Council Forum meeting. He added that the general feeling amongst Community Councils was that more information was needed on law and licensing. Graeme undertook to feedback any outcomes from the discussion at the Community Council Forum to the next LLF meeting. He added that the City Centre Community Council and the Community Council Forum would welcome any representatives from the licensed trade who wished to attend their meetings.</p>		

Item	Discussion	Action / Decisions	To be actioned by
6. City Voice Questionnaire	<p>Heather Wilson talked through the list of questions ADP had submitted for the next City Voice circulation. The questions covered the Aberdeen City Licensing Board Statement of Licensing Policy - awareness, impact and suggestions for the next review; low or no alcohol products; and the proximity of licensed premises. Heather explained that work was ongoing to see how low and no alcohol products could be given a higher profile. She also advised that a questionnaire would be given to the licensed trade.</p>	Noted.	
7. Joint Meeting between the Licensing Board and Local Licensing Forum	<p>The Forum discussed topics it might wish to raise at the joint meeting of the Forum and Licensing Board to be held on 2 July at 2pm. The Forum noted Graeme Pyper's earlier point about some Community Councils not being aware of how to make objections to the Licensing Board and suggested that this might be something for the Board to consider in terms of engagement with Community Councils.</p>	To request that members send any additional topics for discussion to Iain Robertson within the next few days.	All
8. Update from Police Scotland: Licensing Objective 1: Preventing Crime and Disorder	<p>As Licensing Objective 1 had already been discussed under item 4 above, there was no further discussion.</p>		
9. Update from Licensing Standards Officer: Licensing Objective 2: Securing Public	<p>The Forum heard that the Licensing Standards Officers were particularly busy with CCTV off-sales inspections to ensure that premises were complying with Police CCTV specifications.</p>	Noted.	

Item	Discussion	Action / Decisions	To be actioned by
Safety			
10. Update from Night Representative: Licensing Objective 3: Preventing Public Nuisance	With reference to article 9 of the minute of the meeting of 11 February, the Vice Convener circulated statistics collated as a result of a questionnaire given to the licensed trade to try to determine trends in the consumption of alcohol and the number and nature of visits to licensed premises. He advised that only six responses had been received to date from seventeen questionnaires. There were no general trends from the responses received. The Convener requested that the questionnaire be recirculated to try to encourage further responses, and suggested that Peter Lees could assist with the analysis of the results.	To request that the questionnaire be reissued to try to illicit responses, and to note that Peter Lees could be asked to help with the analysis of the results. It was agreed that any further responses could be discussed at the next Local Licensing Forum meeting in September.	R Campbell
11. Update from NHS Grampian & Alcohol and Drugs Partnership: Licensing Objective 4: Protecting and Improving Public Health	Heather Wilson referred to the new Alcohol (Licensing, Public Health and Criminal Justice) (Scotland) Bill. Information on the Bill had been sent to Karen Rennie to circulate to the Community Councils for information. One of the proposals was for Community Councils to have 42 days to comment, rather than the current 21.	Noted.	
12. Progress Statement		The Forum noted the updated progress statement.	
13. Date of Next Meeting	2pm, 16 September 2015.	Noted.	N/A

**If you require any further information about this minute, please contact Iain Robertson, tel. 01224 522869 or email [iainrobertson@aberdeencity.gov.uk](mailto:iainrobertson@aberdeencity.gov.uk)**

## JOINT MEETING – LOCAL LICENSING FORUM AND LICENSING BOARD

ABERDEEN, 2 July 2015. Minute of Meeting of the JOINT MEETING - LOCAL LICENSING FORUM AND LICENSING BOARD. Present:- Councillors Boulton, , Convener; and Councillor Lawrence; Peter Benton, Ruary Campbell, Ken Eddie, Sergeant Gill Flett, Tara-Erin Gilchrist, Alexander Kelman , Sergeant Jonathan Lloyd and Diane Sande. Officers in attendance:- Arlene Dunbar, Lynn May, Ruth O'Hare and Iain Robertson

### WELCOME AND INTRODUCTIONS

1. Councillor Boulton took the chair and welcomed everyone to the annual joint meeting of the Licensing Board and the Local Licensing Forum.

### MINUTE OF PREVIOUS MEETING

2. The Joint Meeting had before it the minute of its previous meeting of 03 July 2014

#### The Joint Meeting resolved:-

to approve the minute as a correct record.

### MATTERS ARISING

3. With reference to article 3 of the minute of the previous meeting (matters arising), it was noted that the Board had not received the presentation from Police Scotland and the Convener requested that the presentation be arranged for a future meeting of the Board.

With reference to article 5 of the minute of the previous meeting (observations on the use of the Policy in Practice) the Convener advised that the suggested amendment to the Statement of Licensing Policy could be considered at the review of the Policy Statement.

#### The Joint Meeting resolved:-

- 1) to note that Police Scotland is to give a presentation to the Licensing Board at a date to be arranged and
- 2) to note the comments made in respect of the Statement of Licensing Policy.

### UPDATE FROM DEPUTE CLERK TO LICENSING BOARD

4. Ruth O'Hare, Depute Clerk to Aberdeen City Licensing Board addressed

## JOINT MEETING – LOCAL LICENSING FORUM AND LICENSING BOARD 2 JULY 2015

the meeting.

### Statement of Licensing Policy

Mrs O'Hare advised that the Licensing Policy requires to be reviewed every 3 years and that it was due to be reviewed and published by 30 November 2016. She advised that officers were looking at developing a timeline and putting procedures in place to work to that timeline and would welcome the Forum's input into that process.

### Personal Licences

Mrs O'Hare advised that one of the greatest challenges for the Board over the past year had been the revocation of personal licences due to many licence holders failing to complete refresher training. The terms of the Licensing (Scotland) Act 2005 were rigid and provided no discretion for the Board. The Act also placed a prohibition on re-applying for a further licence for a period of five years following revocation. This would however now be resolved by an amendment made by the Air Weapons and Licensing (Scotland) Act 2015.

### Air Weapons & Licensing (Scotland) Act 2014

Mrs O'Hare advised that the Air Weapon and Licensing (Scotland) Act was passed on 25 June 2005 and is another piece of licensing legislation which has an impact for the Board.

Mrs O'Hare went on to summarise the content of the new Act which related to liquor licensing. Some of the main relevant provisions are as follows: young persons are added to the objective protecting children from harm; and, a new offence of supplying alcohol to young persons is introduced, the fit and proper person test as a ground for review is reintroduced; new transfer provisions are introduced where the licence holder is absent; angostura bitters is now defined as alcohol; the Board will be under a duty to provide annual reports on its duties and finances; and the Board will have 9 months to determine applications.

The Act is not yet in force and is still to receive royal assent.

Sandy Kelman commented that the Act also allowed a Board to declare their whole area as an area of overprovision. Mrs O'Hare confirmed the position.

### **The Joint Meeting resolved:-**

**JOINT MEETING – LOCAL LICENSING FORUM AND LICENSING BOARD  
2 JULY 2015**

to note the update.

**ASPIRATIONAL STATEMENT**

5. A copy of a draft Aspirational Statement was tabled at the meeting by officers. The Convener explained that the intention was to include a statement in the next Licensing Policy Statement. She advised that the draft Aspirational Statement was in its infancy and that the Board welcomed any feedback that the Forum may have.

Sandy Kelman commented that the issue of an aspirational statement had generated a lot of debate at the last meeting of the Forum. He added that he would place the Statement on the agendas of both the Forum and the ADP for discussion and would feedback any comments to the Board.

**The Joint Meeting resolved:-**

- 1) to note that it was proposed that an Aspirational statement would be included in the Board's Statement of Licensing Policy and
- 2) that the Licensing Forum and ADP would discuss the Statement at their next meetings and provide any feedback to the Licensing Board.

**STATEMENT OF LICENSING POLICY 2013-2016**

**OBSERVATIONS ON USE OF THE POLICY IN PRACTICE**

6. Sandy Kelman asked the Board if they had any comments on how the Policy operated in practice. The Convener commented that the Board had identified that there was overprovision of off-sale premises in the Board's area with the exception of two localities. Councillor Lawrence considered that the main benefit of the over provision policy was that it raised awareness of the health objective. He commented that every application was considered by the Board on its individual merits and applicants seeking new premises licences offering off-sales required to put forward their case to justify an exception to the policy.

The Convener added that the information presented by the Health Board was now much more specific and the Board was receiving area and postcode specific information which aided the Board in its decision making process.

**JOINT MEETING – LOCAL LICENSING FORUM AND LICENSING BOARD  
2 JULY 2015**

The Convener considered that the biggest challenge for the Board has been existing off-sale premises seeking increases to their capacity and relating that to the issue of overprovision. In such cases the Board has to carefully consider the individual circumstances of each application and the terms of its policy and whether to deviate from it.

Sandy Kelman asked whether the Board would consider providing a list of circumstances where the Board would deviate from the terms of their policy.

Mrs O'Hare considered that the Board would not wish to overly restrict itself in its decision making. The Convener commented that the Board needed to have flexibility in its decision making but that officers could look at other Board's Policies for guidance on the issue.

**The Joint Meeting resolved:-**  
to note the position.

## **CHALLENGES**

7. The Joint Meeting noted the challenges faced by the Board with the introduction of the new Policy which had already been discussed. Sandy Kelman noted that capacity figures are to be used for over provision purposes only. He commented that perhaps the amount of shelf space should be used as a measure for overprovision.

Sandy Kelman felt that it would be helpful if a list detailing the capacity of all the off-sale premises in the Board's area could be supplied to the NHS and the Forum

**The Joint Meeting resolved:-**

- 1) that Officers provide a list of off sale capacities to the NHS and Forum

## **GENERAL REASONS FOR ANY DECISIONS BEING MADE CONTRARY TO POLICY**

8. Sandy Kelman asked if the Board felt it has had to deviate from its Licensing Policy often.

The Convener commented that the Board considers each individual application on its own merit, considers the issue in the round and fully questions the applicant. Peter Benton asked if the Board could provide figures relating to how many new off-sale



## JOINT MEETING – LOCAL LICENSING FORUM AND LICENSING BOARD 2 JULY 2015

licences had been granted since the policy had been in force and if these figures could be provided to the Forum.

Ruth O'Hare advised that she didn't have the figures at hand and would look into whether the figures could be obtained.

### **The Joint Meeting resolved:-**

- 1) To note the position and
- 2) That Licensing Officers should determine whether figures could be provided to the Forum which indicated the number of new off-sale premises licence which had been granted since the 2013-2016 Licensing Policy Statement has been in force.

### **EVALUATION OF IMPACT ON POLICY**

9. Sandy Kelman asked the Board how it measured the performance of the Licensing Policy in delivering the 5 licensing objectives.

The Convener commented that it is difficult to look at the objectives in isolation and while statistics can be useful they are not the only tool for measuring success. She referred to the examples including the Purple Flag accreditation Scheme, that overall the city centre is safer and interventions by the Licensing Standards Officers. Councillor Boulton commented that one question that it may be useful to pose is where would the city be without the Licensing Policy?

Peter Benton commented that just because it was difficult to measure the impact of the policy didn't mean it wasn't worthwhile attempting to do it.

Ruth O'Hare commented that the upcoming review of the Statement of Policy provided an opportunity to obtain a marker of the impact of the policy to date.

Sandy Kelman considered that it may be useful to use a red/amber/green score against each of the objectives to evaluate the impact of the policy on them.

Sergeant Flett considered that statistics had to be applied with caution, for example a 100% increase in a particular crime could be recorded but in reality this could represent an increase from 1 to 2 crimes recorded.

Ruary Campbell commented that it was interesting that statistics were produced to conclude that there was overprovision and now statistics are being quoted to say there are improvements in the city. He commented that there was a fall in footfall in the city

**JOINT MEETING – LOCAL LICENSING FORUM AND LICENSING BOARD  
2 JULY 2015**

centre and that the night time economy in the city was stale, with some venues only trading 1 day week.

The Convener commented that perhaps it was time to consider a change to the offering in the night time economy and to the mix of venues that was available to customers and possibly re-examine the overprovision areas with regard to on-sales.

**The Joint Meeting resolved:-**  
to note the position

**DEVELOPMENT OF STATEMENT OF LICENSING POLICY 2016-19**

**10.** Ruth O'Hare advised that an extensive consultation process would be carried out in relation to the Statement of Licensing Policy for 2016 -2019. The Board would also be requesting evidence and statistics from various organisations and, as advised earlier, officers are developing a timeline for preparing the policy. It was hoped that a proposed timeline would be put to the Board at its meeting in August.

Sandy Kelman requested that the Forum were advised of the timeline as soon as possible. He considered that it would be useful if partners were made aware of what type of evidence and statistics was required by the Board.

Lynn May commented that it would be helpful if the Board were to receive relevant detailed information from their partner agencies such as the NHS, Police Scotland and the Forum at an early stage in the process.

The Convener added that the information needed to be area specific, up to date and relevant to alcohol. She added that Board would look to other Board's policies for guidance as part of the review.

**The Joint Meeting resolved:-**  
To note the position

**IMPACT OF NEW DRINK DRIVING LIMIT ON LICENSED TRADE**

**11.** The Convener asked if there was anything the Board could do to assist the trade since the introduction of the new drink driving limit and enquired if premises were stocking non-alcoholic drinks such as non-alcoholic wines.

**JOINT MEETING – LOCAL LICENSING FORUM AND LICENSING BOARD  
2 JULY 2015**

Ken Eddie advised that the impact on Sports Clubs had led to many having to shut by 9pm most evenings. Tara-Erin Gilchrist considered that the members clubs would also benefit from the promotion of non-alcoholic products.

Ruary Campbell advised that it has had more of an impact in country pubs. He further advised that there had been a lot of work done promoting non-alcoholic drinks to the trade and that this would be further promoted through Best Bar None scheme.

**The Joint Meeting resolved:-**

To note the position

**COMMUNITY ENGAGEMENT**

**12.** Sandy Kelman made reference to the report from Glasgow in relation to Community Engagement which formed item 8 on the Agenda and asked the Board if it was committed to engaging with Community Councils.

Tara-Erin Gilchrist advised that the LSO had invited 10 community councils to attend a meeting with the LSO's although only 3 community councils attended. The LSOs have also attended at a number of community council meetings. It is planned to have a further meeting between the LSOs and Community Councils in the near future

Arlene Dunbar advised that the appropriate community council is consulted on individual applications and that some community councils have appointed licensing officers. Board officers liaise with the Community Council Liaison Officer to ensure that the contacts are up to date. She further advised that as well as applications being published on the Board's website, notices for application are also published on the PINs Portal. ([www.tellmesotland.gov.uk](http://www.tellmesotland.gov.uk) is Scotland's national public information notices (PINs) portal, allowing public notices across Scotland to be published in a single online location for the first time.)

Sandy Kelman advised that the Forum had submitted a series of questions into City Voice asking for feedback on public awareness of the Board's policy. He added that the Board could consider using the City voice as a method of measuring the impact of the policy.

The Convener said that there would be a media campaign when the review of the policy is put out to consultation to make the public aware of it and where to access it and to ensure that they can feed into the process.

**JOINT MEETING – LOCAL LICENSING FORUM AND LICENSING BOARD  
2 JULY 2015**

**The Joint Meeting resolved:-**

To note the position

**- Councillor Boulton, Convener**

## Aspirational Statement

The Board recognises it has a role in contributing to the vision of Aberdeen as a healthy and prosperous place in which to live, work and visit. Through its Statement of Licensing Policy the Board shall seek to promote Aberdeen as a vibrant international city with a thriving night time and leisure economy whilst at the same time protecting and safeguarding members of the public from the dangers of alcohol related violence and health harm. The Board recognises that alcohol enjoyed sensibly is part of the national culture however it is mindful that there are serious health implications linked with overconsumption. Through engagement with a range of organisations including the Police, Licensing Standards Officers, the NHS, representatives of the licensed trade, alcohol and drug partnerships, community councils and elected members the Board shall strive to reach a balance between the protection of members of the public and the expectations and aspirations of the licensing trade.

This page is intentionally left blank

# Agenda Item 7

## Note from Clerk to the Licensing Board

Hi Iain,

Further to discussions at the joint meeting of the Licensing Board and the LLF we have now agreed a timeline for the upcoming review of the Statement of Licensing Policy.

Any comments or proposals from the Forum in relation to the policy statement should be submitted to either myself or Lynn May no later than **Monday 18<sup>th</sup> January 2016**. The intention thereafter would be for the draft statement of policy to go to the Board at its meeting on 22<sup>nd</sup> March 2016 before being sent out for a twelve week consultation period.

**If there are any proposals for the policy, the reasons for same should be fully explained and evidenced, e.g. statistics or reports should be provided in support of the proposal. We would need to see the evidential basis for any suggested inclusion in the policy.**

If you wish to discuss please get in touch.

Thanks,

Ruth

**Ruth O'Hare**

### **Recommendation for Action**

- (a) That the Forum agree to the formation of a short life working group to develop proposals for inclusion in the draft Statement of Licensing Policy 2016-19; and
- (b) Request that the Working Group report back to the Forum at its next meeting on 18 November 2015.

This page is intentionally left blank



## Results of Forum membership survey so far

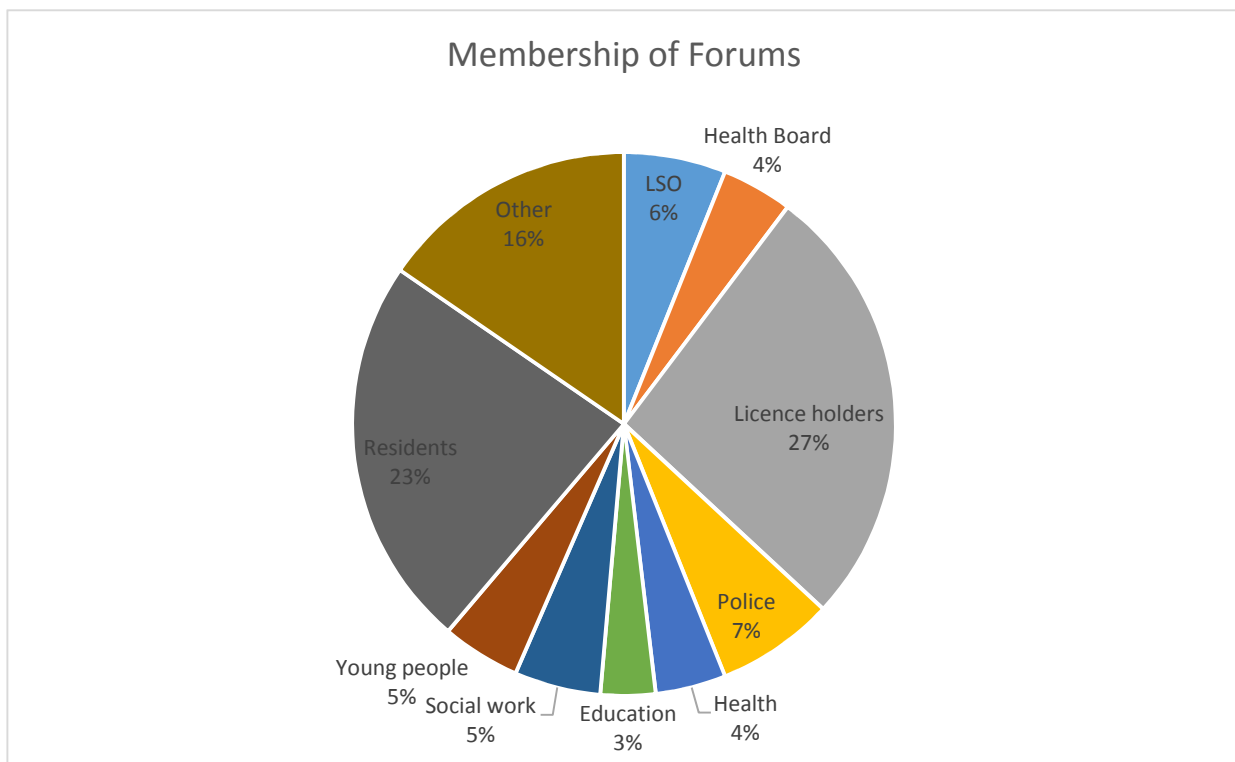
Thank you to those who have already responded to my request for information about membership of the Local Licensing Forum. I know you are all very busy and I look forward to hearing from the rest of you in due course. I thought it would be helpful to share the results so far with you, and I will update these in the future.

### Number of members

16 Forums have responded so far. Of these, two are not currently functioning, and a further one is recruiting to meet the minimum membership.

In the remaining 13 Forums, the number of members varies from 12 to 21, with the average being 15 members.

The following graph gives a very rough overview of the make-up of the membership of the 13 functioning Forums that have responded so far. Note that where one person represents two categories they are recorded in both. For example, three Forums have member(s) representing licence holders and residents, and one Forum has a member from a Student Union who represents both licence holders and young people. (The “other” category is explained on page 2.)



### Membership: legislative requirements and actual membership

From the analysis it has been possible to undertake so far, a number of themes have emerged.

#### A person nominated by the Health Board for the Forum's area

It is a concern that some Forums do not appear to meet the statutory requirement to have a member from the relevant Health Board. This might be simply because they are listed under the category of “persons having functions relating to health, education or social work”. One Forum has no-one from health. However, if you would like to discuss how your Forum can better engage with your Health Board, please contact me.

## Young people

A common problem reported by Forums is that they struggle to attract and keep young people on the Forum. Remember the legislation does not require there to be a young person on the Forum. For example, one Forum has a member from social work who can also represent young people; whilst others have young people's interests represented by college lecturers, community workers or Children's Panel members. Other Forums may wish to explore similar options in their recruitment.

## Persons having functions relating to health, education or social work

Some Forums have only one person in this category. Education and social work in particular appear to be poorly represented. It seems reasonable to allow that health might be covered by having someone from the relevant Health Board.

About half of the Forums have two or three persons in this category. This is good practice as it is unlikely, for example, that a Social Work Manager will be able to also comment meaningfully on health and education as these are not his/her area of expertise.

## Other

All Forums have included experts who have "an interest relevant to the Forums' general functions" - Schedule 2 s2(5). These are not necessarily listed in s2(6), but will cut across the different categories. They include:

- Alcohol and Drug Partnership co-ordinators
- Fire Authority
- Street pastors
- Community Safety
- Healthy Lifestyle projects
- Housing
- Community Health Partnerships

They can bring a wealth of knowledge that enables the Forum to fulfil its role, as stated in s11(1) of the legislation, of keeping under review the operation of the Act in the Forum's area and the exercise by the Board of their functions.

It is interesting to note that the Air Weapons and Licensing (Scotland) Bill passed last week by parliament will require licensing boards to produce an annual report. In addition to financial information, licensing boards will be required to explain how they have had regard to the licensing objectives and to their licensing policy statement in their decision making. Perhaps Forums could consider how to attract members that can bring some expertise on reviewing and scrutinising the impact of the licensing board's decisions on crime & disorder, public safety, public nuisance, public health and protecting children and young people from harm.

### Licensing (Scotland) Act 2005, Schedule 2, Local Licensing Forums Membership

2(1) A Forum is to consist of such number (being not fewer than 5 and not more than 21) of members as the relevant council may determine.

(2) The Scottish Ministers may by order substitute another number for the minimum or maximum number of members for the time being specified in sub-paragraph (1).

(3) At least one of the members must be a Licensing Standards Officer for the council's area.

(3A) At least one of the members must be a person nominated by-

- (a) the Health Board for the Forum's area, or
- (b) if the Forum's area forms part of the area of more than one Health Board, the Health Board whose area contains the larger or, as the case may be, largest part of the Forum's area.

(4) The other members are to be individuals appointed by the relevant council on such terms and conditions as the relevant council may determine.

(5) In appointing members of a Forum, the relevant council must seek to ensure so far as possible that the membership of the Forum is representative of the interests of persons or descriptions of persons who have an interest which is relevant to the Forum's general functions.

(6) Those persons include—

- (a) holders of premises licences and personal licences,
- (b) the chief constable,
- (c) persons having functions relating to health, education or social work,
- (d) young people,
- (e) persons resident within the Forum's area.

## INSTITUTE OF ALCOHOL STUDIES

### Majority of Brits harmed by other people's drinking

More than half of Scots and three-quarters of people from North West England are harmed by another person's drinking, according to a new report released today.

Produced by the Institute of Alcohol Studies with the University of Sheffield School of Health and Related Research (SchARR), [Alcohol's Harm to Others](#) examines the extent to which consuming alcohol can impact on people other than the drinker.

The report combines a review of the evidence on alcohol's harm to others and data from two surveys in which over 2,000 adults\* were asked about the harms experienced from others' alcohol consumption. These include being harassed or insulted on the street by someone who has been drinking, feeling unsafe in public, being kept awake at night and being sexually harassed.

There is [an accompanying video](#) outlining the main findings of the report (see below), which show that:

- 51.4% of people in Scotland and 78.7% of people in North West England had experienced harm from another person's drinking. Most of these people reported multiple types of harm
- There is a link between age and rates of harm, with younger age groups (16-24 and 25-34 year-olds) reporting greater rates of harm than older age groups
- One in five adults have been harassed or insulted on the street by someone who has been drinking (20% Scotland; 23% North West England)
- 19% of people in Scotland and 36% of people in North West England had felt unsafe or threatened in public
- 30% of people in Scotland and almost half of those in North West England (49%) reported being kept awake at night because of drunken noise
- 15% of people in North West England report that someone who had been drinking gave them unwanted sexual attention or behaved in a sexually inappropriate way towards them.

The report also reviews prior evidence on and includes government figures that estimate alcohol's harm to others costs the UK economy more than £15bn each year. The report concludes that more must be done to raise awareness and address harm to others.

Evidence suggests a range of policies that could help to reduce alcohol's harm to others, including:

- Offering screening and brief advice to drinkers who are most at risk of causing harm to themselves and others
- Better regulating the density of alcohol outlets and restricting their trading times
- Raising the price of the cheapest alcohol (through taxation and minimum unit pricing)

- Lowering the legal drink-drive limit and introducing random roadside breath testing

Lead author Dr Lucy Gell from the School of Health and Related Research at the University of Sheffield said:

“Our findings indicate that a large number of people in Scotland and North West England experience harm from other people’s drinking, and in many cases multiple harms. This is especially true of younger adults who were far more likely to report having experienced harm in the past 12 months compared with older people.

“We need to better record alcohol’s harm to others across the health and social services and provide support services for those experiencing harm from other people’s drinking.

“Our team are now working to provide evidence to national and local governments about which mix of policies could best help to reduce the social harms associated with alcohol use.”

Katherine Brown, Director of IAS said:

“This report is important because it shows that the harms caused by alcohol extend far beyond individual drinkers, often affecting many people through no choice of their own.

“Alcohol harm is everybody’s business – as taxpayers we are all paying the price. We hope this government will look to the evidence of what works and take action, both to ease the heavy financial burden on our health, social care and police services, and to make our communities safer.”

# National Records of Scotland – Alcohol Related Deaths Report

## Main points

- In 2014, there were 1,152 alcohol-related deaths, on the basis of the current definition (details available via [Alcohol Related Deaths - the Coverage of the Statistics](#) section); an increase of 52 (five per cent) compared with 1,100 in 2013, and the third lowest annual total since 1997. The 1,080 such deaths registered in 2012 was the lowest number since 1997, and the 2013 figure was the second lowest.
- These figures may fluctuate from year to year. [Chart 1](#) shows the number for each year, together with the 5-year moving annual average (as an indication of any overall trend) and the likely range of statistical variability around it (which is explained in the [Background](#) paper - PDF 21 Kb). It will be seen that almost all the year-to-year fluctuations over the period since 1979 have been within what would be expected to be the likely range of statistical variability.
- The number of alcohol-related deaths was relatively stable, at roughly 600 per year, during the 1980s. It then increased rapidly during the 1990s and early 2000s, to around 1,500 per year in the mid-2000s. The figure of 1,546 in 2006 was the largest so far recorded: since then, the trend has appeared to be downwards, as the rises in some years have been small (compared to the falls in the other years) and could well be due to year-to-year variability. Having two consecutive increases does not necessarily mean a change to the long-term downward trend, because 1,152 alcohol-related deaths registered in 2014 is not far from the figure for that year that one would obtain by extrapolating the downward trend shown by the values of the 5-year moving annual average since the mid-2000s. Two consecutive but relatively small increases could arise as a result of year-to-year fluctuations.
- [Table 1](#) shows that the 1,152 alcohol-related deaths in 2014 consisted of 784 male deaths and 368 female deaths. Over the years since 1979, there have been roughly twice as many male deaths as female deaths, with the two figures tending to rise and fall together (although there have been some exceptions, as the ratio has been as low as 1.4:1 and as high as 2.4:1).
- In 2014, there were 146 alcohol-related deaths of people who in the 30-44 age-group, 18 fewer than in 2013 and the second lowest figure since 1995 (2012 had the lowest). The number of deaths of people aged 45-59 was 482, 10 more than in 2013, and the third lowest figure since 1997. There was an increase of 36 in deaths of 60-74 year olds, to 395, which was the third lowest figure since 1999. However, the 118 deaths of people aged 75 and over represented 23 more than in 2013: it was the highest number ever recorded for that age-group, just exceeding the 117 registered in 2003. There were 11 deaths aged under 30, one more than in 2013, and the second lowest number since 1996 (deaths in this age group have fluctuated between 10 and 19 over the last decade). The table shows that the 45-59 age-group has had the largest number of alcohol-related deaths in almost every year since 1979.
- [Tables 2 and 3](#) give figures for each NHS Board area and council. As the figures can fluctuate markedly from year to year, 3-and 5-year averages are shown for NHS Boards and 5-year averages are shown for councils. This should indicate better any overall trend.

**Table 1: Alcohol related deaths<sup>1</sup>, Scotland by sex and age group, 1979-2014**

Year	Persons					Males					Females							
	All ages	Under 30	30-44	45-59	60-74	75+	All ages	Under 30	30-44	45-59	60-74	75+	All ages	Under 30	30-44	45-59	60-74	75+
1979	641	11	91	276	214	49	418	8	55	193	135	27	223	3	36	83	79	22
1980	595	16	95	234	215	35	371	11	55	149	137	19	224	5	40	85	78	16
1981	611	8	78	254	215	56	393	6	55	172	135	25	218	2	23	82	80	31
1982	582	5	86	227	218	46	355	4	57	143	128	23	227	1	29	84	90	23
1983	574	15	78	232	200	49	359	12	52	144	123	28	215	3	26	88	77	21
1984	572	12	83	206	226	45	335	9	52	118	134	22	237	3	31	88	92	23
1985	600	11	78	246	218	47	376	6	52	162	132	24	224	5	26	84	86	23
1986	568	12	83	220	200	53	352	10	48	149	122	23	216	2	35	71	78	30
1987	569	11	72	229	215	42	364	7	52	145	139	21	205	4	20	84	76	21
1988	627	12	96	229	250	40	403	11	68	147	158	19	224	1	28	82	92	21
1989	626	9	89	255	225	48	395	8	65	158	142	22	231	1	24	97	83	26
1990	657	14	111	259	225	48	415	9	74	166	143	23	242	5	37	93	82	25
1991	624	6	119	237	204	58	379	4	72	149	128	26	245	2	47	88	76	32
1992	582	6	97	218	211	50	371	4	63	145	128	31	211	2	34	73	83	19
1993	633	8	97	258	218	52	414	6	72	167	142	27	219	2	25	91	76	25
1994	741	10	129	284	263	55	482	10	78	191	177	26	259	-	51	93	86	29
1995	832	7	121	353	285	66	531	6	78	236	182	29	301	1	43	117	103	37
1996	983	4	167	438	308	66	653	3	112	301	203	34	330	1	55	137	105	32
1997	1,061	13	193	445	338	72	720	7	136	299	235	43	341	6	57	146	103	29
1998	1,127	12	200	514	335	66	755	10	137	358	211	39	372	2	63	156	124	27
1999	1,249	21	232	539	377	80	847	17	161	359	264	46	402	4	71	180	113	34
2000	1,292	20	216	573	402	81	900	12	153	399	284	52	392	8	63	174	118	29
2001	1,398	14	223	596	477	88	964	11	150	406	344	53	434	3	73	190	133	35
2002	1,487	17	223	673	484	90	1,023	14	152	467	338	52	464	3	71	206	146	38
2003	1,525	12	230	660	506	117	1,056	9	161	446	362	78	469	3	69	214	144	39
2004	1,478	19	245	647	464	103	1,037	13	170	448	339	67	441	6	75	199	125	36
2005	1,513	12	231	680	485	105	1,021	7	152	455	340	67	492	5	79	225	145	38
2006	1,546	14	261	679	523	69	1,040	9	185	444	359	43	506	5	76	235	164	26
2007	1,399	14	230	646	429	80	959	8	159	439	305	48	440	6	71	207	124	32
2008	1,411	12	236	616	460	87	971	10	155	413	338	55	440	2	81	203	122	32
2009	1,282	15	214	535	426	92	837	8	141	354	278	56	445	7	73	181	148	36
2010	1,318	19	195	569	449	86	909	14	125	385	329	56	409	5	70	184	120	30
2011	1,247	12	200	502	445	88	815	3	123	325	313	51	432	9	77	177	132	37
2012	1,080	14	145	420	394	107	741	13	94	286	270	78	339	1	51	134	124	29
2013	1,100	10	164	472	359	95	741	7	107	316	243	68	359	3	57	156	116	27
2014	1,152	11	146	482	395	118	784	6	90	314	296	78	368	5	56	168	99	40

**Footnote**

1) 1979-1999: ICD9 codes 291, 303, 305.0, 425.5, 571.0, 571.1, 571.2, 571.3, 571.4, 571.5, 571.8, 571.9, E860.  
2000 onwards: ICD10 codes F10, G31.2, G62.1, I42.6, K29.2, K70, K73, K74.0, K74.1, K74.2, K74.6, K86.0, X45, X65, Y15.

Table 2: Alcohol-related deaths<sup>1</sup>, Scotland by NHS Board area<sup>3,3</sup>, 1979-2014, and 3- and 5-year moving averages

	Year																																					
	1979	1980	1981	1982	1983	1984	1985	1986	1987	1988	1989	1990	1991	1992	1993	1994	1995	1996	1997	1998	1999	2000	2001	2002	2003	2004	2005	2006	2007	2008	2009	2010	2011	2012	2013	2014		
<b>Scotland</b>	641	595	611	582	574	572	600	588	569	627	626	657	624	582	633	741	832	963	1,051	1,127	1,249	1,326	1,398	1,467	1,528	1,478	1,513	1,546	1,399	1,411	1,382	1,318	1,247	1,080	1,100	1,152		
Ayrshire and Arran	34	39	46	30	37	28	34	43	33	58	45	38	58	42	32	41	40	45	63	79	80	84	91	106	117	122	122	131	9	23	10	12	22	15	20	16	25	
Borders	11	12	6	11	11	5	6	4	2	11	6	8	8	12	11	14	14	15	15	16	16	16	20	23	25	31	26	31	33	28	26	36	34	19	14	22	18	
Dumfries and Galloway	30	18	32	31	16	25	17	31	20	12	33	27	30	38	33	40	41	28	31	28	41	55	75	77	75	63	61	76	80	79	74	83	82	92	64	86	90	
Fife	20	21	20	21	20	20	20	20	20	20	20	20	20	20	20	20	20	20	20	20	20	20	20	20	20	20	20	20	20	20	20	20	20	20	20	20	20	20
Forth Valley	38	30	29	36	33	38	47	50	28	55	39	53	48	46	52	64	66	66	62	63	52	97	99	85	95	96	97	88	105	96	105	86	74	84	82	92	92	
Gampan	270	267	244	232	203	222	219	224	220	214	234	236	184	170	207	207	304	403	403	428	447	508	521	479	466	545	444	446	324	364	364	317	302	314	314	314	314	
Greater Glasgow and Clyde	24	32	31	32	43	38	34	28	34	40	31	26	34	36	38	55	59	48	53	59	73	72	78	90	86	79	86	106	99	89	86	101	70	68	67	65	65	
Highland	71	59	61	63	67	52	69	66	62	83	55	64	80	81	90	96	114	130	150	165	146	156	194	189	197	217	215	195	185	191	185	175	167	181	181	181	181	
Lanarkshire	80	72	89	78	72	86	84	72	66	84	72	66	82	95	83	70	92	98	124	130	130	164	187	194	204	171	172	171	144	157	144	123	152	149	149	149	149	
Lothian	4	3	3	3	3	3	3	3	3	3	3	3	3	3	3	3	3	3	3	3	3	3	3	3	3	3	3	3	3	3	3	3	3	3	3	3	3	3
Orkney	4	2	3	3	3	3	3	3	3	3	3	3	3	3	3	3	3	3	3	3	3	3	3	3	3	3	3	3	3	3	3	3	3	3	3	3	3	3
Shetland	44	28	33	28	35	37	39	26	43	35	44	44	45	51	49	53	58	63	60	67	83	72	92	100	125	128	109	103	86	115	107	100	102	88	66	94	94	94
Tayside	3	4	2	3	2	4	3	4	3	4	5	4	4	5	4	4	9	6	6	6	6	6	6	6	6	6	6	6	6	6	6	6	6	6	6	6	6	6
Western Isles	1	1	1	1	1	1	1	1	1	1	1	1	1	1	1	1	1	1	1	1	1	1	1	1	1	1	1	1	1	1	1	1	1	1	1	1	1	1
Not known	1	1	1	1	1	1	1	1	1	1	1	1	1	1	1	1	1	1	1	1	1	1	1	1	1	1	1	1	1	1	1	1	1	1	1	1	1	1

	3-year moving annual averages																																					
	1979	1980	1981	1982	1983	1984	1985	1986	1987	1988	1989	1990	1991	1992	1993	1994	1995	1996	1997	1998	1999	2000	2001	2002	2003	2004	2005	2006	2007	2008	2009	2010	2011	2012	2013	2014		
<b>Scotland</b>	616	595	589	576	582	580	579	588	607	637	636	621	613	652	715	852	953	1,057	1,148	1,223	1,313	1,392	1,470	1,497	1,505	1,512	1,468	1,432	1,384	1,337	1,282	1,215	1,142	1,111	1,111	1,111		
Ayrshire and Arran	40	38	32	33	33	37	40	39	47	47	45	39	38	42	49	71	82	88	81	85	94	102	105	99	101	96	102	98	103	95	86	77	80	80	80	80		
Borders	7	7	9	7	7	5	4	6	6	6	7	7	7	8	10	10	10	10	11	12	12	11	14	15	16	15	14	15	15	14	15	15	16	19	17	20	20	
Dumfries and Galloway	10	10	9	13	13	12	12	11	13	10	12	11	12	12	13	14	15	16	17	18	20	23	26	27	29	30	31	29	30	32	30	22	18	18	18	18	18	
Fife	23	22	25	24	23	20	22	24	24	26	27	32	33	35	32	29	35	43	51	54	61	64	66	64	63	62	61	64	67	65	63	53	54	52	52	52	52	
Forth Valley	32	32	33	36	38	45	42	38	34	42	47	49	49	51	57	62	65	64	72	84	96	94	93	92	96	94	97	96	102	96	88	81	82	88	88	88	88	
Gampan	200	228	220	218	222	219	219	223	228	218	197	207	211	209	211	209	211	209	211	209	211	209	211	209	211	209	211	209	211	209	211	209	211	209	211	209	211	209
Greater Glasgow and Clyde	40	38	32	33	33	37	40	39	47	47	45	39	38	42	49	71	82	88	81	85	94	102	105	99	101	96	102	98	103	95	86	77	80	80	80	80		
Highland	20	20	20	20	20	20	20	20	20	20	20	20	20	20	20	20	20	20	20	20	20	20	20	20	20	20	20	20	20	20	20	20	20	20	20	20	20	
Lanarkshire	64	61	64	61	63	62	66	74	70	71	66	75	80	84	89	99	112	132	150	155	157	166	180	183	201	210	209	202	191	180	186	184	176	174	174	174		
Lothian	80	80	80	79	81	81	74	77	88	93	94	87	83	82	87	105	117	128	141	160	181	191	198	199	208	197	188	171	162	157	149	142	140	141	141	141		
Orkney	3	2	2	2	2	3	3	3	2	2	2	2	2	2	2	3	3	3	3	3	3	3	3	3	3	3	3	3	3	3	3	3	3	3	3	3	3	
Shetland	2	3	2	1	1	1	2	1	2	3	2	2	2	2	2	3	3	3	3	3	3	3	3	3	3	3	3	3	3	3	3	3	3	3	3	3	3	
Tayside	35	30	32	33	37	34	36	35	41	41	44	47	48	51	53	58	60	63	70	74	82	88	106	118	121	113	99	101	103	107	103	97	85	83	83	83		
Western Isles	3	3	2	3	4	4	4	3	4	3	2	2	2	2	3	5	6	5	5	5	4	6	6	9	12	12	10	8	8	8	8	8	8	8	8	8		
Not known	1	1	1	1	1	1	1	1	1	1	1	1	1	1	1	1	1	1	1	1	1	1	1	1	1	1	1	1	1	1	1	1	1	1	1	1	1	

	5-year moving annual averages																																			
	1979	1980	1981	1982	1983	1984	1985	1986	1987	1988	1989	1990	1991	1992	1993	1994	1995	1996	1997	1998	1999	2000	2001	2002	2003	2004	2005	2006	2007	2008	2009	2010	2011	2012	2013	2014
<b>Scotland</b>	601	587	588	579	577	587	588	609	621	623	624	647	682	754	850	949	1,050	1,142	1,225	1,311	1,390	1,436	1,480	1,510	1,492	1,469	1,430	1,391	1,331	1,268	1,205	1,179	1,179	1,179	1,179	1,179
Ayrshire and Arran	37	36	35	34	35	37	39	43	44	44	43	43	41	44	49	66	74	82	88	88	88	94	98	104	100	99	99	102	95	93	87	84	84	84	84	84
Borders	10	11	11	12	13	12	12	11	12	11	12	11	13	13	14	15	16	17	19	21	23	25	27	29	30	29	31	31	29	26	25	21	21	21	21	21
Dumfries and Galloway	27	26	28	25	24	25	27	29	26	30	30	31	34	36	38	50	53	50	53	63	65	66	66	71	72	74	78	80	82	79	77	71	71	71	71	71
Fife	4	5	5	5	5	5	5	5	5	5	5	5	5	5	5	5	5	5	5	5	5	5	5	5	5	5	5	5	5	5	5	5	5	5	5	5
Forth Valley	33	33	33	33	33	33	33	33	33	33	33	33	33	33	33	33	33	33	33	33	33	33	33	33	33	33	33	33	33	33	33	33	33	33	33	33
Gampan	244	234	225	221	218	220	222	226	218	208	206	211	224	268	315	359	397	428	449	473	492	498	508	513	498	482	453	427	395	369	341	337	337	337	337	
Greater Glasgow and Clyde	32	35	36	35	35	35	33	32	35	35	35	35	46	47	52	56	59	62	68	74	80	81	84	89	91	92	93	96	89	83	78	74	74	74	74	74
Highland	64	60																																		





## Summary and key points

### Purpose

The purpose of this report is to contribute to the development and evaluation of Scotland's alcohol strategy by providing accurate and up-to-date analyses of data on alcohol sales and price in Scotland and England & Wales.

### Methods

Pure alcohol sales data derived from electronic sales records and retail outlet sampling were provided by market research specialists, Nielsen and CGA Strategy, and used to describe trends in per adult (aged ≥16 years) alcohol sales in Scotland and England & Wales. Estimates of sales by discount retailers were not available from 2011 onwards. Adjustment factors were therefore applied using market share estimates derived from Nielsen's 'HomeScan' consumer panel data. The volume of pure alcohol sold off-trade in each of a range of price bands (pence per unit (ppu) of alcohol) was also provided for 2009-2014 for all main drink categories (excluding discount retailers). This provided a price band profile for the volume of pure alcohol sold in each drink category, enabling changes in the price distribution of off-trade alcohol sold in Scotland to be assessed over time. Assumptions were made to allow an assessment of the impact that including alcohol sales by discounters may have on the proportion of alcohol sold below different price thresholds.

### Results

- In 2014, 10.7 litres (L) of pure alcohol were sold per adult in Scotland (20.5 units per adult per week).
- Although since 2009 the overall trend in per adult alcohol sales has been downward, analysis of the most recent data suggests that this may be flattening.
- In 2014, per adult sales in Scotland were 6% higher than the beginning of the time series in 1994.
- In Scotland, the volume of pure alcohol sold per adult through the on-trade decreased by 39% from 4.8L in 1994 to 3.0L in 2014, whereas off-trade sales increased by 48% over the same time period, from 5.2L in 1994 to 7.7L in 2014. It is estimated that 72% of all pure alcohol sold in Scotland in 2014 was sold through the off-trade, the highest market share observed over the time period analysed.
- The downward trend in off-trade sales in Scotland between 2010 and 2012 has not continued with the most recent data providing an early indication that off-trade sales may be returning to an upward trend.
- In general, similar patterns were observed in England & Wales: the downward trend in total per adult sales seems to have stalled due to off-trade sales levelling off between 2013 and 2014.
- In 2014:
  - 1.6L more pure alcohol per adult were sold in Scotland (10.7L) compared to England & Wales (9.0L); per adult sales in Scotland were 18% higher.
  - 94% of the total difference in per adult sales between Scotland and England & Wales was due to higher off-trade sales in Scotland.

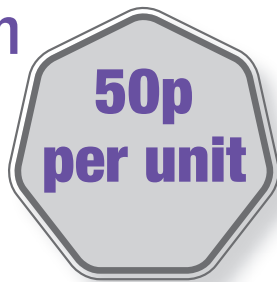
- 58% of the off-trade difference was due to higher per adult sales of spirits in Scotland.
- Vodka explained 33% of the difference in off-trade sales; per adult sales of vodka through the off-trade in Scotland were 2.1 times higher than in England & Wales.
- The average price of a unit of alcohol sold through the off-trade in Scotland was 52 pence per unit (ppu). This was the same as in 2013, the first time since 2007 that the average pence per unit of off-trade alcohol sold in Scotland has not increased annually since 2007. The average price of alcohol sold through the on-trade in 2014 in Scotland was 166ppu.
- Between 2013 and 2014, the price distribution of off-trade alcohol sales was very similar. For beer and cider, a higher proportion of alcohol was sold at below 50ppu in 2014 compared with the previous year.
- Compared with England & Wales, higher off-trade sales were common across the entire price distribution in Scotland and across most drink types. However, this was particularly marked in the 35-54.9ppu range, especially for spirits.

### **Conclusions**

- There is evidence to suggest that the downward trend in the volume of pure alcohol sold per adult in Scotland since 2009 is flattening.
- There is an early indication that off-trade sales are increasing after several years of decline. This has been driven primarily by higher wine, beer and cider sales.
- A higher volume of pure alcohol is sold per adult in Scotland than in England & Wales. This is driven by higher off-trade sales of spirits, particularly lower priced vodka.
- The average price per unit of off-trade alcohol in Scotland did not increase between 2013 and 2014. This is reflected in a similar proportion of alcohol being sold at different price thresholds across both years.

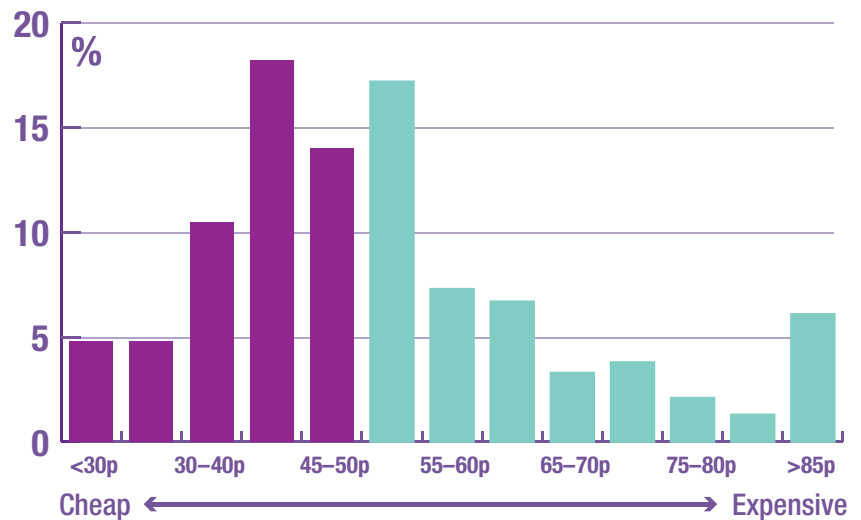
# Alcohol price in Scotland, 2014

**More than half (52%)** of alcohol sold in supermarkets and off-licences was sold at less than



...which is similar to last year (2013 = 53%)

**% of alcohol sold at different prices in supermarkets and off-licences (pence per alcohol unit)**



## Average price per unit...



**pubs, clubs and restaurants**



**supermarkets and off-licences**

**More beer and cider was sold at less than 50p per unit in supermarkets and off-licences than in 2013**



**Spirits sold for less than 50p per unit...**



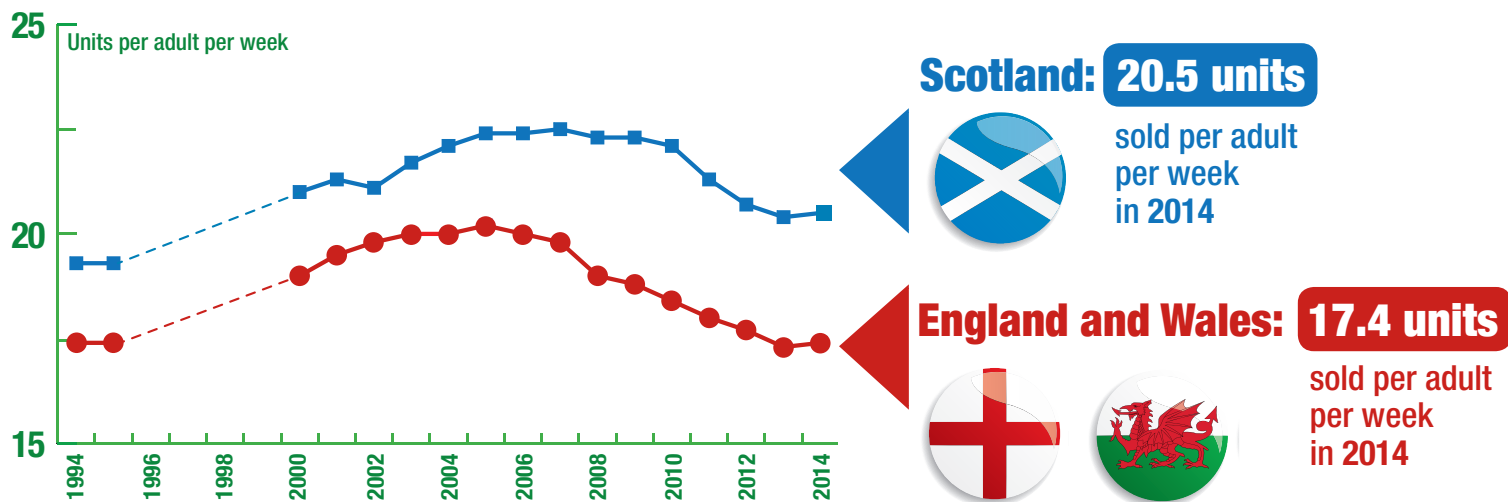
**England and Wales**



**>80% more in Scotland**

# Alcohol consumption in Scotland, 2014

## Units of alcohol sold per adult per week, Scotland and England/Wales, 1994–2014



**2014 was the first year in five years that the amount of alcohol sold per adult in Scotland did not reduce**

**18%**

**more alcohol sold per adult in Scotland than England and Wales**  
...and almost all of this (94%) was because of higher sales in supermarkets and off-licences

**Almost three-quarters of alcohol was sold in supermarkets and off-licences**



More than **twice as much vodka** was sold per adult in supermarkets and off-licences



## ABERDEEN LOCAL LICENSING FORUM

### PROGRESS STATEMENT – 16 SEPTEMBER 2015

Remit of Local Licensing Forums as set out in the Licensing (Scotland) Act 2005 – keeping under review the operation of the Act in the Forum’s area and in particular the exercise by the Licensing Board of their functions including giving advice and making recommendations to the Board in relation to those matters where the Forum considers it appropriate. The Act does not enable a Forum to review or give advice or make recommendations in relation to the exercise by a Board of their function in relation to a particular case. “Case” is taken to mean an application before a Board and in the interests of natural justice is also taken to mean individual licensed premises. The preferred route for consideration of complaints about the running of licensed premises is to write directly to the Clerk or Depute Clerk to the Licensing Board.

The Licensing (Scotland) Act 2005 requires Licensing Boards in exercising any of their functions to have regard to any advice given or recommendations made to them by a Local Licensing Forum and where the Board decides not to follow the advice or recommendation to give the Forum reasons for that decision, the Board must provide copies of relevant statistical information to the Forum as it may reasonably require for the purposes of its general functions.

Licensing Standards Officers have a general function of providing to interested persons information and guidance concerning the operation of the Act, supervising compliance with the Act and the conditions of their licences by holders of Premises Licences and Occasional Licences and mediate between communities and the trade or between any two parties where there is a need to resolve a local problem and develop a local solution. LSOs do not act as “policemen” with regard to licensing but they will liaise with the police and other relevant officials such as Environmental Health Officers in pursuit of the objectives of the Act.

Item	Meeting Reference	Decision/Action	Update	Responsible Lead	Licensing Objective
<b>Items relating to all Licensing Objectives</b>					
1.		<p><b>Statistical Information</b> To receive reports from the Licensing Board containing relevant statistical information.</p>	The Forum and Board will continue to liaise at joint meetings.		All objectives

Item	Meeting Reference	Decision/Action	Update	Responsible Lead	Licensing Objective
2.	2 July 2015 (Joint Licensing Meeting)	<p><b><u>Statement of Licensing Policy 2016-19</u></b>  The Forum to begin discussions on their response to the development of a draft Statement of Licensing Policy 2016-19.</p>	<p>At the Joint Meeting of the Licensing Board and Forum on 2 July 2015 Ruth O'Hare advised that an extensive consultation process would be carried out in relation to the Statement of Licensing Policy for 2016 -2019. The Board would also be requesting evidence and statistics from various organisations and, as advised earlier, officers were developing a timeline for preparing the policy. It was hoped that a proposed timeline would be put to the Board at its meeting in August.</p> <p>The Convener to the Licesning Board added that the information needed to be area specific, up to date and relevant to alcohol. She added that Board would look to other Board's policies for guidance as part of the review.</p>	All	All objectives
3.	11 February 2015	<p><b><u>Safer Torry Pilot Study</u></b>  The Forum discussed the need for a more in depth study of the relationship between alcohol sale and consumption and the surrounding environmental on social and economic inequalities. Shamini Omnes explained to the Forum that there was a Safer Torry pilot</p>		Shamini Omnes	Protecting and Improving Public Health

Item	Meeting Reference	Decision/Action	Update	Responsible Lead	Licensing Objective
		scheme which investigated the correlation between alcohol abuse and the surrounding environment and agreed to present the findings of this study when they became available.			
4.	11 February 2015	<b><u>Alcohol and Young People</u></b> The Forum considered whether attitudes towards alcohol have changed amongst younger people and the Convener requested a presentation for a future workshop on what young people think of alcohol and their experiences of its use and impact.		Young Persons Representative to the Forum	All Objectives
5.	11 February 2015	<b><u>Development of a Performance Management Framework</u></b> The Convener suggested a meeting involving the Vice Convener, Dave Bliss, Inspector Doug Rae and a Community Safety Analyst to access data quantifying the impact of alcohol in Aberdeen with a view to developing a performance management framework.		Sandy Kelman, Ruary Campbell, Doug Rae, Dave Bliss and Peter Lees	All Objectives
6.	17 June 2015	<b><u>Alcohol Related Crime</u></b> Peter Lees took the Forum through a report which had been prepared in relation to the levels of offending and sobriety within the City Centre of Aberdeen and the Forum discussed the	The Forum requested that the next report focus on any available information in relation to whether people under the age of 18 were the victims or perpetrators, as well as their level of sobriety. The report to	Emily Queen/Peter Lees	All Objectives

Item	Meeting Reference	Decision/Action	Update	Responsible Lead	Licensing Objective
		<p>content in more detail.</p> <p>The Convener reminded members that the Statement of Licensing Policy was due to be reviewed shortly and that from the data, it could be considered that the Policy was working. He suggested that specific data could be considered at future LLF meetings – for example, the next meeting could focus on statistics in relation to children and young people, and the following meeting could consider data outwith the city centre.</p>	<p>the following meeting could focus on data in relation to alcohol and offences outwith the city centre.</p>		